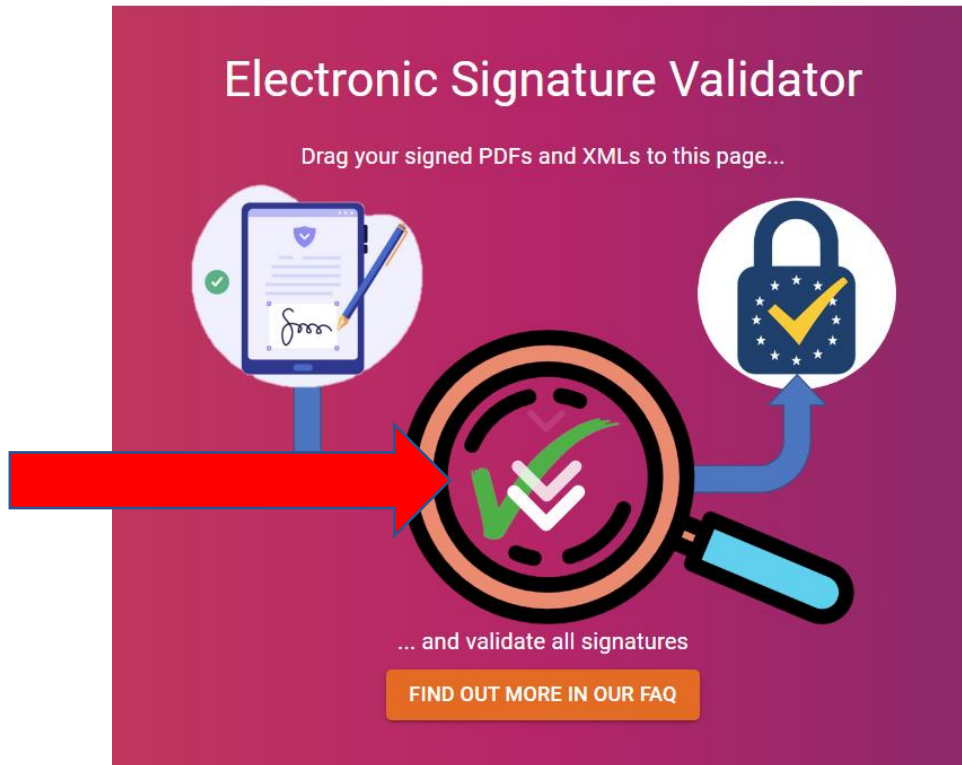


## How to use the Validator?

### 1. To start using the validator you can either:

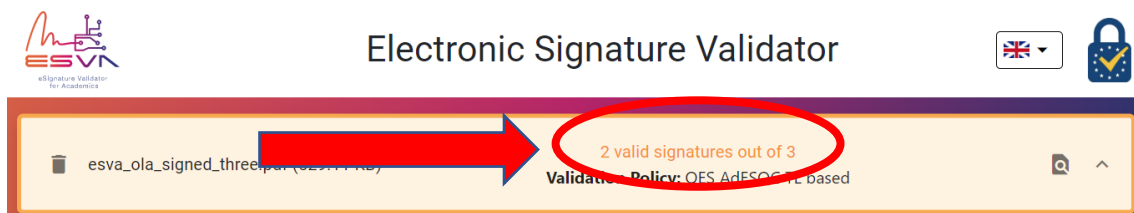
- a) Drag and drop your signed document on the magnifying glass of the validator;



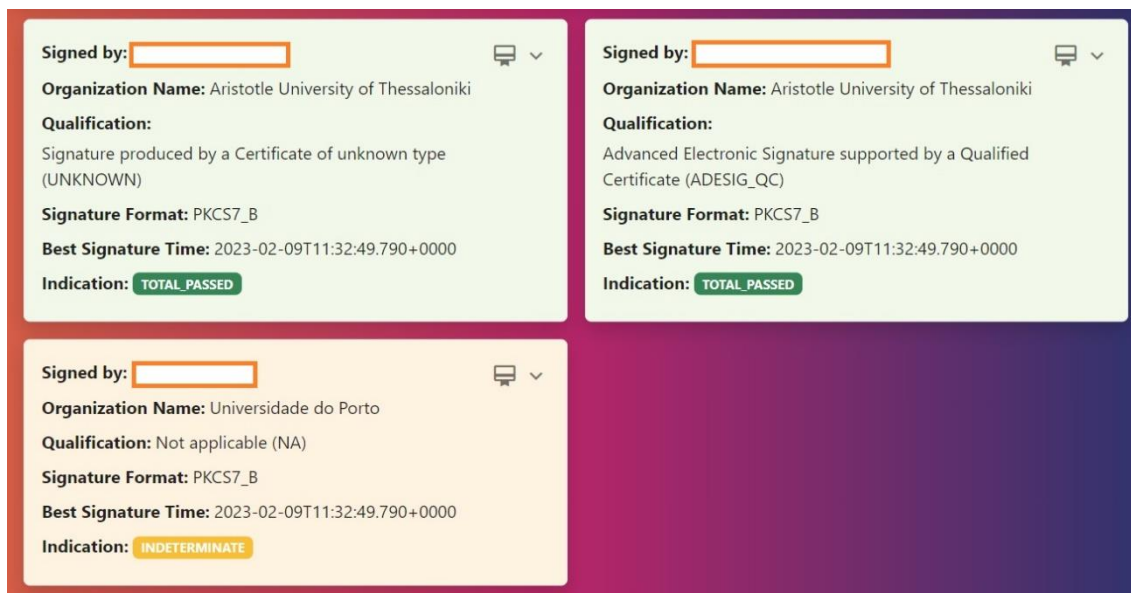
OR

- b) Click on the magnifying glass of the validator to open your files folder and submit your signed document

### 2. Once the signatures on your document have been analysed, the validator will display, on the upper panel, how many signatures were found and whether they are valid.



**3. The details of each signature (name, qualification, signature format, best signature time and final indication) are featured in their own box, as shown below.**



The screenshot displays three signature validation panels. The top two panels, for Aristotle University of Thessaloniki, show a 'TOTAL\_PASSED' status in green. The bottom-left panel, for Universidade do Porto, shows an 'INDETERMINATE' status in yellow. Each panel includes fields for 'Signed by', 'Organization Name', 'Qualification', 'Signature Format', and 'Best Signature Time'.

**a) Results of the validation can be either:**

**TOTAL-PASSED:** when cryptographic checks of the signature were successful (including checks of hashes of individual data objects that were signed indirectly), as well as when all checks prescribed by the signature validation policy were approved.

**TOTAL-FAILED:** cryptographic checks of the signature have failed (including checks of hashes of individual data objects that were signed indirectly), or the signature certificate is proven invalid at the time of signature creation, or because the signature does not conform to one of the base standards, as the cryptographic verification building block is unable to process it.

**INDETERMINATED:** the results of checks carried out do not make it possible to verify whether the signature was TOTAL-PASSED or TOTAL-FAILED.

**b) If you wish to obtain more details regarding the results of the validation, click on the following icon in the upper panel to open the *Full Report*:**



The screenshot shows the top part of the Electronic Signature Validator interface. It includes the logo, the title 'Electronic Signature Validator', a language dropdown (set to UK), and a lock icon. Below this, a file named 'esva\_ola\_signed\_three.pdf (529.11 KB)' is shown with '2 valid signatures' and a 'Validation Policy: Q'. A red arrow points to a magnifying glass icon in a circle, which is used to view the full report.